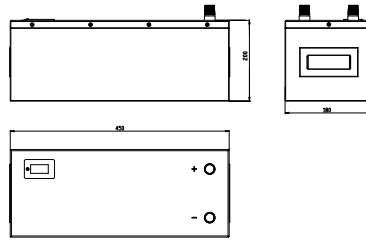


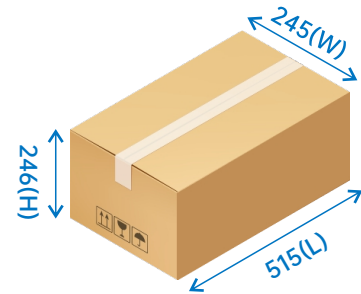
▶ Product Appearance



▶ Product Size



▶ Packaging Size



Net Weight: 21.3±0.5kg

Gross Weight: 23.1±0.5kg

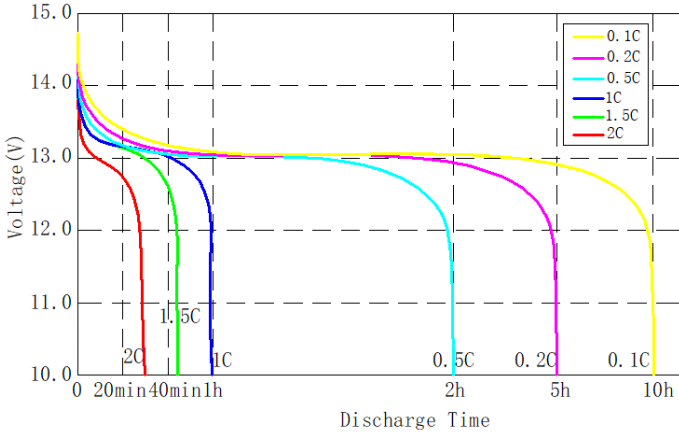
▶ Features

- A grade brand new prismatic LiFePO₄ cells
- ≥4000 cycles @80% DOD(25°C, 0.5C)
- Over charge, over discharge, over temperature, low temperature, over current and short circuit protection
- Easy installation and maintenance free
- LCD display screen to monitor cell SOC, voltage, temperature and alarm status
- Cell balance function
- Metal Case, excellent heat dissipation, more safety
- Certificate: UN38.3、MSDS、IEC62619、EN IEC61000-6-1/2/3/4
- Max.4 battery packs can be connected in series

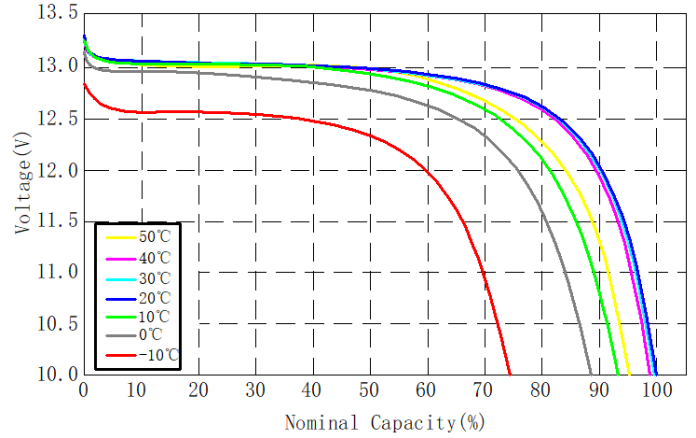
▶ Technical Specifications

Model	LFP2.56KWH12.8V-P20L1
Battery Type	LiFePO ₄
Nominal Voltage (V)	12.8
Nominal Capacity (AH)	200
Energy (WH)	2560
Pack Mode	4S2P
Continuous Discharge Current (A)	50
Charge Cut-off Voltage (V)	14.4
Discharge Cut-off Voltage (V)	10.4
Max.Charge Current (A)	50
Max.Discharge Current (A)	100
Peak Discharge Current (A)	130@10S
Recommend Discharge Current (A)	50
Recommend Discharge Depth (%)	80
Cycle Life	≥4000 cycles (25°C, 0.5C) 80% DOD
Communication	----
Display	LCD
Charge&Discharge Temperature (°C)	Charge: 0°C~+55°C / Discharge: -20°C~+60°C
Optimal Storage Temperature (°C)	5°C ~ +35°C
Recommend Storage Humidity	20%~80%
Terminal	M8
Dimensions (L*W*H) (mm)	450*180*200
Weight (Kg)	21.3±0.5
Certificate	UN38.3、MSDS、IEC62619、EN IEC61000-6-1/2/3/4
IP Class	IP20

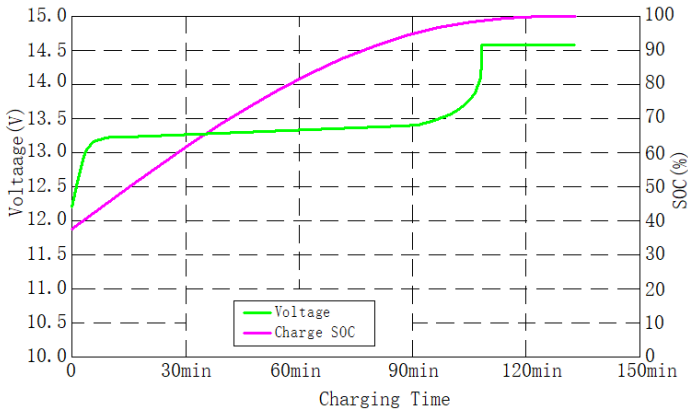
Different Rate Discharge Curve@25°C



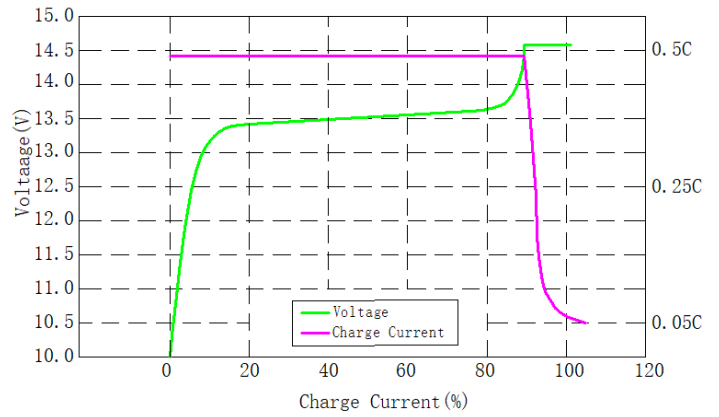
Different Temperature Discharge Curve@0.5C



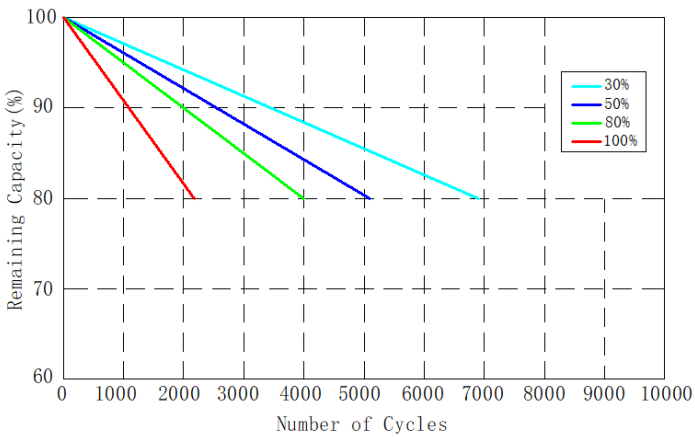
State of Charge Curve@0.5C 25°C



Charging Characteristics @0.5C 25°C



Different DOD Discharge Cycle Life Curve@0.5C 25°C



Different Temperature Self Discharge Curve

